

Alameda County CANS/ANSA: Saved and Named Reports

October 18, 2016

Objective Arts – 7 TCOM Reports

1. Clinician Caseload
2. Outcome Comparison Report
3. TCOM Multi-level Collaborative Formulation (Strengths)
4. TCOM Multi-level Collaborative Formulation (Needs)
5. TCOM Average Impact Report
6. TCOM Impact Outcomes Report
7. TCOM Outcome Snapshot Data Warehouse

Other General Reports

- Expected Assessments
- Data Counts
- Count Assessment by RU
- Count Clients by RU

Alameda County CANS/ANSA: Saved and Named Reports

October 18, 2016

Report	Description	Parameters
1. Clinician Caseload	<p>Lists Time 1/Time 2 Change Percentages</p> <p>This report is designed to display the percentage of actionable needs across all entered assessments: initials, reassessments (scheduled updates) and closing.</p>	<ul style="list-style-type: none">▪ Sliding Date Range▪ Start Date▪ End Date▪ Instruments▪ Assessment Item(s)▪ Assessment Type(s)▪ Reporting Unit/Tag Filter▪ Aggregate RU▪ Assessors▪ Aggregate Assessors

Clinician Caseload

Data Source: DWH

Period: 1/1/2016 to 10/18/2016

Instrument: alameda_cans_6-17

Items: Sexual Abuse (4a), Physical Abuse, Neglect, Emotional Abuse, Medical Trauma, Natural Disaster, Witness To Family Violence, Witness To Community Violence, School Violence, War Affected, Terrorism Affected, Witness/Victim-Criminal Acts, Parental Criminal Behaviour, Disruption in Caregiving/Attachment Losses

OUs: Fred Finch, FRED FINCH YOUTH CTR TBS MHS, FFYC MADISON SCH DAY REHAB CH, FFYC MADISON SCH MH CH, FFYC IN-HOME CRISIS MHS CHILD, FFYC VISITING THERAPIST MHS, FFYC EDNA BREWER MID SCH, FFYC NON PUB SCH FL DAY REHAB, FFYC VISIT THERP PROB MHS CH, FFYC OUR KIDS BRENKWITZ SCH CD, FFYC OUR KIDS BRET HARTE CHILD, FFYC OUR KIDS OCHOA MHS CHILD, FFYC MONTERA SCH BASED MHS CHD, FFYC OAKLAND HIGH SCH MHS CHLD, FFYC AVALON NPS-CE MHS CHILD, FFYC BRET HARTE SCHOOL MHS CH, FFYC BHARTE WLKESY MHS CHILD, FFYC BHART MNTRAESY MHS CHILD, FFYC MONTERA ESY SBBH MHS CHLD, FFYC TRANSITIONS MHS TAY, FFYC OAKTECH ESY R FLDY CHILD, FFYC OAKTECH ESY MHS CHILD, FFYC SKYLINE ESY R FLDY CHILD, FFYC SKYLINE ESY MHS CHILD, FFYC MELROSE LEADERSHIP MHS CH, FFYC MONTERA HIGH SCH MHS CHLD, FFYC WESTLKE ESY@MNTRAHIGH CHD, FFYC SKYLN ESY_OAKHIGH MH CH, FFYC WESTLAKE MID SCH MHS CHLD, FFYC SKYLINE HIGH SCH MHS CHLD, FFYC STAY MHS MHSA, FFYC COOLIDGE TRNSITION MH TAY, FFYC URBAN PROMISE ACDMY MH CH, FFYC RISING HARTE MHS CHILD, FFYC MONTERA MIDDLE

Clinician

Initial Assessment

Scheduled Update

All OUs

All Assessors

Traumatic/Adverse Childhood Experiences

Sexual Abuse (4a)	7%	10%
Physical Abuse	14%	19%
Neglect	16%	29%
Emotional Abuse	12%	17%
Medical Trauma	3%	9%
Natural Disaster	0%	1%
Witness To Family Violence	21%	31%

Clinician

Initial Assessment

Scheduled Update

All Ous

All Assessors

170

176

Traumatic/Adverse Childhood Experiences

Witness To Community Violence

13%

19%

School Violence

11%

12%

War Affected

0%

1%

Terrorism Affected

0%

0%

Witness/Victim-Criminal Acts

5%

10%

Parental Criminal Behaviour

12%

19%

Disruption in Caregiving/Attachment Losses

35%

52%

Alameda County CANS/ANSA: Saved and Named Reports

October 18, 2016

Report	Description	Parameters
2. Outcome Comparison Report	<p>Define Time 1, Time 2 assessments using "Reason for Assessment" to compare changes in domain items</p> <p>This report provides the total number and percentages for each item within a selected domain.</p>	<ul style="list-style-type: none">▪ Client Status▪ Sliding Date Range▪ Start Date▪ End Date▪ Force Timeframe▪ Instruments▪ Assessment Item(s)▪ From Assessment Type▪ To Assessment Type▪ Assessment Status(es)▪ Assessment Distance▪ Minimum Duration▪ Reporting Unit/Tag Filter▪ Aggregate RU▪ Tags▪ Scores▪ Age Range(s)

CANS 6 to 17 Outcome Comparison Report

For period: 1/1/2016 to 10/18/2016 **Data Source:** Transactional
RU(s): Ann Martin, ANN MARTIN **Tag(s):** All
 ALLENDALE MHS CHILD, ANN
 MARTIN BROOKFIELD MHS
 CHLD, ANN MARTIN
 BURCKHALTER MHS CHD, ANN
 MARTIN CHILD CTR MHS II, ANN
 MARTIN FRANKLIN MHS CHILD,
 ANN MARTIN HOWARD ELEM
 SCH CHD, ANN MARTIN
 MARKHAM ELEM MHS CH, ANN
 MARTIN PIEDMONT AV SCH
 MHS, ANN MARTIN SOBRANTE
 SCH MHS CH

Domains: Life Domain Functioning **Items:** Family Relationships, Living Situation, School (1), Social Functioning,
 Recreational, Developmental Functioning (2), Judgment, Job Functioning,
 Legal, Medical, Physical, Sexual Development, Sleep, Independent Living
Min Duration: 1 month(s)
All Items with Score: Assessment Status: Active/Inactive

	Initial Assessment			Planned Discharge, Unplanned Discharge		
	No. (%)	No. (%)	No. (%)	No. (%)	No. (%)	No. (%)
Life Domain Functioning	0	1	2	0	1	3
Family Relationships	9 (18.4%)	27 (55.1%)	13 (26.5%)	9 (18.4%)	26 (53.1%)	0 (.0%)
Living Situation	24 (49.0%)	19 (38.8%)	6 (12.2%)	21 (42.9%)	23 (46.9%)	0 (.0%)
School (1)	9 (18.4%)	16 (32.7%)	20 (40.8%)	8 (16.3%)	19 (38.8%)	4 (8.2%)
Social Functioning	6 (12.2%)	23 (46.9%)	19 (38.8%)	5 (10.2%)	24 (49.0%)	2 (4.1%)
Recreational	23 (46.9%)	18 (36.7%)	8 (16.3%)	25 (51.0%)	16 (32.7%)	1 (2.0%)
Developmental Functioning (2)	42 (85.7%)	1 (2.0%)	6 (12.2%)	41 (83.7%)	2 (4.1%)	0 (.0%)
Judgment	20 (40.8%)	23 (46.9%)	6 (12.2%)	19 (38.8%)	25 (51.0%)	0 (.0%)
Job Functioning	1 (100.0%)	0 (.0%)	0 (0.0%)	1 (100.0%)	0 (0.0%)	0 (0.0%)
Total	49	49	49	49	49	1

	Initial Assessment				--> Total	Planned Discharge, Unplanned Discharge			
	No. (%)	No. (%)	No. (%)	No. (%)		No. (%)	No. (%)	No. (%)	No. (%)
Life Domain Functioning	0	1	2	3	Total	0	1	2	3
Legal	49 (100.0%)	0 (.0%)	0 (.0%)	0 (.0%)	49	49 (100.0%)	0 (.0%)	0 (.0%)	0 (.0%)
Medical	37 (75.5%)	10 (20.4%)	2 (4.1%)	0 (.0%)	49	38 (77.6%)	9 (18.4%)	2 (4.1%)	0 (.0%)
Physical	41 (83.7%)	7 (14.3%)	1 (2.0%)	0 (.0%)	49	41 (83.7%)	7 (14.3%)	1 (2.0%)	0 (.0%)
Sexual Development	45 (91.8%)	4 (8.2%)	0 (.0%)	0 (.0%)	49	45 (91.8%)	4 (8.2%)	0 (.0%)	0 (.0%)
Sleep	30 (61.2%)	14 (28.6%)	4 (8.2%)	1 (2.0%)	49	27 (55.1%)	17 (34.7%)	4 (8.2%)	1 (2.0%)
Independent Living	6 (75.0%)	1 (12.5%)	0 (.0%)	1 (12.5%)	8	6 (75.0%)	1 (12.5%)	0 (.0%)	1 (12.5%)

All RUs

Alameda County CANS/ANSA: Saved and Named Reports

October 18, 2016

Report	Description	Parameters
3. TCOM Multi-level Collaborative Formulation (Strengths)	Show progress of pre-specified questions over time Selects top 10 Strengths, sorted from highest to lowest with percentages to compare Time 1 percentage with Time 2 percentage. Able to monitor strength development.	<ul style="list-style-type: none">▪ Sliding Date Range▪ Start Date▪ End Date▪ Type (Strength)▪ Instruments▪ From Assessment Type▪ Discharge Assessment Type(s)▪ Reporting Units▪ Aggregate RU▪ Assessment Status(es)

Multi-Level Collaborative Formulation (Needs)

Data Source: DWH

RU(s): FFYC OAKLAND HIGH SCHOOL MH
CH (01MC2)

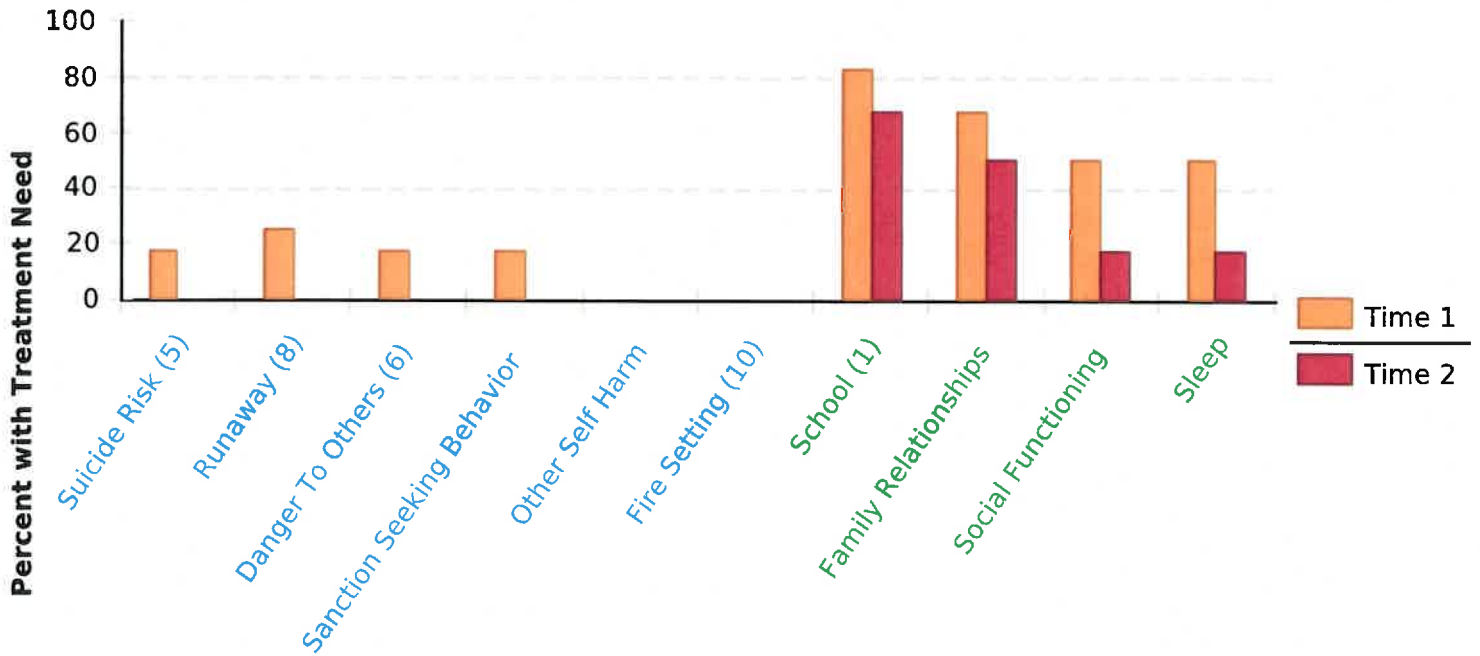
Period: 7/1/2015 to 6/30/2016

Instrument: alameda_cans_6-17

Assessment Reasons: Initial Assessment to
Planned Discharge

Assessment Statuses: Submitted, Approved

All RUs



Domain Color Key: Child Behavioral/Emotional Needs

Child Risk Behaviors

Life Domain Functioning

Alameda County CANS/ANSA: Saved and Named Reports

October 18, 2016

Report	Description	Parameters
4. TCOM Multi-level Collaborative Formulation (Needs)	Show progress of pre-specified questions over time Selects top 6 items from Behavioral/Emotional Needs and Risk Behaviors Domains, and the top 4 items from Life Functioning Domain, and then sort each grouping in decreasing order by Time 1 percentage compared with Time 2 percentage.	<ul style="list-style-type: none">▪ Sliding Date Range▪ Start Date▪ End Date▪ Type (Needs)▪ Instruments▪ From Assessment Type▪ Discharge Assessment Type(s)▪ Reporting Units▪ Aggregate RU▪ Assessment Status(es)

Multi-Level Collaborative Formulation (Strengths)

Data Source: DWH

RU(s): FFYC OAKLAND HIGH SCHOOL MH
CH (01MC2)

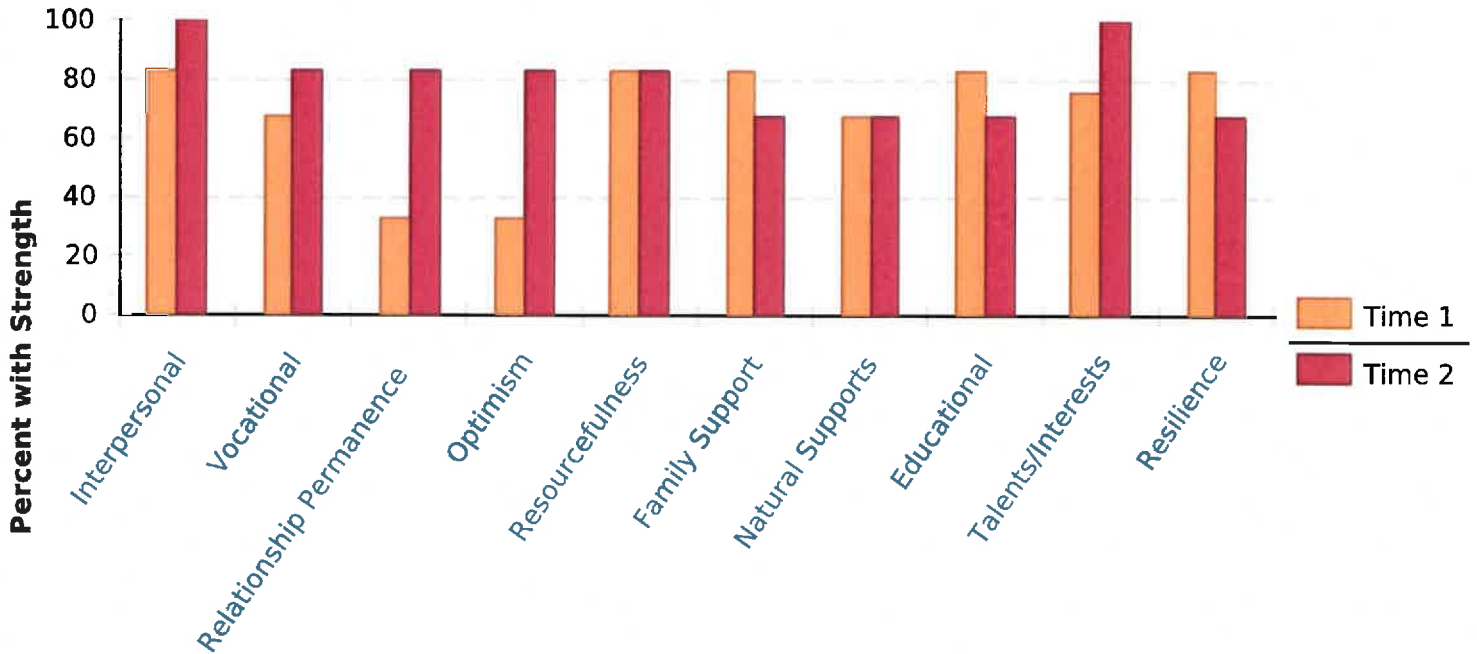
Period: 7/1/2015 to 6/30/2016

Instrument: alameda_cans_6-17

Assessment Reasons: Initial Assessment to
Planned Discharge

Assessment Statuses: Submitted, Approved

All RUs



Domain Color Key: Child Strengths

Alameda County CANS/ANSA: Saved and Named Reports

October 18, 2016

Report	Description	Parameters
5. TCOM Average Impact Report	<p>Shows Actionable Item progress by domain</p> <p>Selects the average number of items rated as actionable for a cohort of clients on a particular domain (those for both whom an Initial Assessment and Reassessment or Closing assessment is available, within a given time period) and graphs Time 1 compared to Time 2.</p>	<ul style="list-style-type: none">▪ Sliding Date Range▪ Start Date▪ End Date▪ Instruments▪ Assessment Domain(s)▪ From Assessment Type▪ Discharge Assessment Type(s)▪ Reporting Units▪ Aggregate RU▪ Assessment Status(es)

Average Impact Report

Data Source: DWH

Period: 7/1/2015 to 6/30/2016

Instrument: alameda_cans_6-17

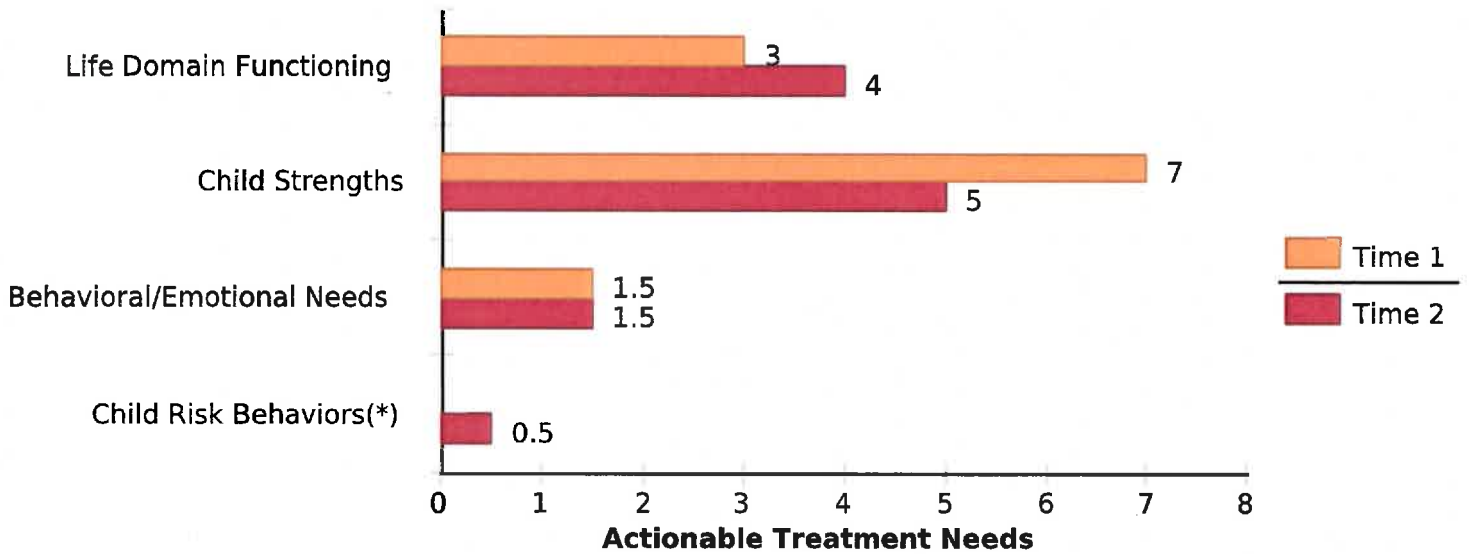
Assessment Reasons: Initial Assessment to Planned Discharge, Unplanned Discharge

Assessment Statuses: Submitted, Approved

RU(s): EDEN MHS CHILD (01122)

Domains: Life Domain Functioning
Child Strengths
Behavioral/Emotional Needs
Child Risk Behaviors

All RU(s):



(*) – indicates statistically significant move.

Alameda County CANS/ANSA: Saved and Named Reports

October 18, 2016

Report	Description	Parameters
6. TCOM Impact Outcomes Report	Lists Time 1/Time 2 Report with Presenting, Resolved, Improved, Not Improved	<ul style="list-style-type: none">▪ Sliding Date Range▪ Start Date▪ End Date▪ Instruments▪ Assessment Item(s)▪ From Assessment Type▪ To Assessment Type▪ Assessment Distance▪ Minimum Duration▪ Reporting Unit/Tag Filter▪ Aggregate RU▪ Tags▪ Assessment Status(es)

TCOM Impact Report Outcomes

Data Source: DWH

RU(s): Fred Finch (FREDFINCH)

FRED FINCH YOUTH CTR TBS MHS (018419)
FFYC MADISON SCH DAY REHAB CH (018419)
FFYC MADISON SCH MH CH (018419)
FFYC IN-HOME CRISIS MHS CHILD (018419)
FFYC VISITING THERAPIST MHS (018419)
FFYC EDNA BREWER MID SCH (018419)
FFYC NON PUB SCH FL DAY REHAB (018419)
FFYC VISIT THERP PROB MHS CH (018419)
FFYC OUR KIDS BRENKWITZ SCH CI (018419)
FFYC OUR KIDS BRET HARTE CHILD (018419)
FFYC OUR KIDS OCHOA MHS CHILD (018419)
FFYC MONTERA SCH BASED MHS C (018419)
FFYC OAKLAND HIGH SCH MHS CHL (018419)
FFYC AVALON NPS-CE MHS CHILD (018419)
FFYC BRET HARTE SCHOOL MHS CI (018419)
FFYC BHARTE WLKESY MHS CHILD (018419)
FFYC BHART MNTRAESY MHS CHIL (018419)
FFYC MONTERA ESY SBBH MHS CH (018419)
FFYC TRANSITIONS MHS TAY (018419)
FFYC OAKTECH ESY R FLDY CHILD (018419)
FFYC OAKTECH ESY MHS CHILD (018419)
FFYC SKYLINE ESY R FLDY CHILD (018419)
FFYC SKYLINE ESY MHS CHILD (018419)
FFYC MELROSE LEADERSHIP MHS (018419)
FFYC MONTERA HIGH SCH MHS CHI (018419)
FFYC WESTLKE ESY@MNTRAHIGH (018419)
FFYC SKYLN ESY_OAKHIGH MH CH (018419)
FFYC WESTLAKE MID SCH MHS CHL (018419)
FFYC SKYLINE HIGH SCH MHS CHL (018419)
FFYC STAY MHS MHSA (018435)
FFYC COOLIDGE TRNSITION MH TA (018435)
FFYC URBAN PROMISE ACDMY MH (018435)
FFYC RISING HARTE MHS CHILD (018435)
FFYC MONTERA MIDDLE SCH MH CH (018435)
FFYC BRET HARTE MID SCH MH CHI (018435)
FFYC OCHOA MIDDLE SCH MHS CHI (018435)
FFYC BRENKWITZ SCHOOL MHS CH (018435)
FFYC MADISON PARK ACDMY MH CI (018435)
FFYC OAKLAND HIGH SCHOOL MH C (018435)

Period: 7/1/2015 to 6/30/2016
 Instrument: alameda_cans_6-17

FFYC EDNA BREWER SCHOOL MH C
 FFYC MONTERA ESY_EBREWER MI
 FFYC WESTLAKE ESY_EBREWER CI
 FFYC URBNPROMISE ESY_EBRWER
 FFYC IN-HOME CRISIS MHS CHILD (1
 FFYC VISITING THERAPIST MHS (18
 FFYC VISIT THERP PROB MHS CH (1
 FFYC COOLIDGE TRNSITION MH TA
 FFYC AVALON NPS-CE MHS CHILD (1
 FFYC RISING HARTE MHS CHILD (18
 FFYC TRANSITIONS COMMUNTY HS
 FFYC MONTERA SCH ESY WLAKE SI
 FFYC OAKHI ESY SKYLINE HIGH CH

Tag(s): All (-)

Discharge Reasons: Planned Discharge, Unplanned Discharge

Items: Psychosis, Impulse/Hyperactivity, Depression, Anxiety, Oppositional, Conduct, Anger Control, Substance Use (3), Eating Disturbance, Adjustment To Trauma (4)

Assessment Statuses: Submitted, Approved

Clients with Initial and Discharge Assessments			
Presenting	Resolved	Improved	Not Improved
% 2 or 3 at Initial/ Total Discharged	Of Initial with 2 or 3, % Discharged with 0 or 1	Of Initial with 2 or 3, % Discharged with Lower Score	Of Initial with 2 or 3, % Discharged with Same or Higher Score

All RUs

Behavioral/Emotional Needs

Psychosis	<u>2%</u> (2/90)	<u>50%</u> (1/2)	<u>50%</u> (1/2)	<u>50%</u> (1/2)
Impulse/Hyperactivity	<u>31%</u> (28/90)	<u>39%</u> (11/28)	<u>39%</u> (11/28)	<u>61%</u> (17/28)
Depression	<u>48%</u> (43/90)	<u>53%</u> (23/43)	<u>65%</u> (28/43)	<u>35%</u> (15/43)
Anxiety	<u>41%</u> (37/90)	<u>54%</u> (20/37)	<u>62%</u> (23/37)	<u>38%</u> (14/37)
Oppositional	<u>20%</u> (17/87)	<u>65%</u> (11/17)	<u>71%</u> (12/17)	<u>29%</u> (5/17)
Conduct	<u>12%</u> (11/90)	<u>64%</u> (7/11)	<u>64%</u> (7/11)	<u>36%</u> (4/11)
Anger Control	<u>28%</u> (25/90)	<u>52%</u> (13/25)	<u>56%</u> (14/25)	<u>44%</u> (11/25)
Substance Use (3)	<u>4%</u> (4/90)	<u>50%</u> (2/4)	<u>50%</u> (2/4)	<u>50%</u> (2/4)
Eating Disturbance	<u>1%</u> (1/90)	<u>0%</u> (0/1)	<u>0%</u> (0/1)	<u>100%</u> (1/1)
Adjustment To Trauma (4)	<u>31%</u> (28/90)	<u>43%</u> (12/28)	<u>46%</u> (13/28)	<u>54%</u> (15/28)

Alameda County CANS/ANSA: Saved and Named Reports

October 18, 2016

Report	Description	Parameters
7. TCOM Outcome Snapshot Data Warehouse	<p>Summary report of domain items organized by OU using Data Warehouse Data</p> <p>This report displays the total number of clients within an RU, OU or system and breaks down non-actionable and actionable items numbers for a specified domain</p>	<ul style="list-style-type: none">▪ Client Status▪ Sliding Date Range▪ Start Date▪ End Date▪ Instruments▪ Assessment Item(s)▪ Assessment Type(s)▪ Assessment Status(es)▪ Reporting Unit/Tag Filter▪ Aggregate RU▪ Tags▪ Scores▪ Sort By

CANS 6 to 17 Outcome Snapshot - Combined

For period:	7/1/2015 to 6/30/2016	Data Source:	DWH
RU(s):	ALAMEDA MHS CHILD (01522), EDEN MHS CHILD (01122), OAKLAND MHS CHILD (01082), TRI-CITY MHS CHILD (01222), VALLEY MHS CHILD (01322)	Tag(s):	All
Domains:	Behavioral/Emotional Needs, Child Risk Behaviors	Items:	Psychosis, Impulse/Hyperactivity, Depression, Anxiety, Oppositional, Conduct, Anger Control, Substance Use (3), Eating Disturbance, Adjustment To Trauma (4), Suicide Risk (5), Self Injurious Behavior, Other Self Harm, Danger To Others (6), Sexual Aggression (7), Runaway (8), Delinquency (9), Fire Setting (10), Sanction Seeking Behavior, High Risk Sexual Activity, Sexual Exploitation
Assessment Reasons:	Initial Assessment		
Assessment Statuses:	Approved		
All Items with Score:	0,1,2,3	Clients Status:	Active Only

Non-Actionable			Actionable			Total
0	1	Subtotal	2	3	Subtotal	

All RUs

Behavioral/Emotional Needs

Psychosis	216	32	248 (93%)	13	5	18 (7%)	266
Impulse/Hyperactivity	114	46	160 (60%)	83	23	106 (40%)	266
Depression	33	71	104 (39%)	126	36	162 (61%)	266
Anxiety	27	76	103 (39%)	142	21	163 (61%)	266
Oppositional	94	100	194 (73%)	62	10	72 (27%)	266
Conduct	200	46	246 (92%)	17	3	20 (8%)	266
Anger Control	76	96	172 (65%)	87	7	94 (35%)	266
Substance Use (3)	219	26	245 (92%)	17	4	21 (8%)	266
Eating Disturbance	214	40	254 (95%)	10	2	12 (5%)	266
Adjustment To Trauma (4)	147	51	198 (74%)	57	11	68 (26%)	266

Child Risk Behaviors

Suicide Risk (5)	143	83	226 (85%)	37	3	40 (15%)	266
Self Injurious Behavior	178	57	235 (88%)	31	0	31 (12%)	266
Other Self Harm	237	21	258 (97%)	8	0	8 (3%)	266
Danger To Others (6)	208	43	251 (94%)	11	4	15 (6%)	266

Non-Actionable			Actionable			Total
0	1	Subtotal	2	3	Subtotal	

All RUs

Child Risk Behaviors

Sexual Aggression (7)	<u>262</u>	<u>4</u>	<u>266 (100%)</u>	<u>0</u>	<u>0</u>	<u>0 (0%)</u>	<u>266</u>
Runaway (8)	<u>242</u>	<u>12</u>	<u>254 (95%)</u>	<u>7</u>	<u>5</u>	<u>12 (5%)</u>	<u>266</u>
Delinquency (9)	<u>245</u>	<u>13</u>	<u>258 (97%)</u>	<u>5</u>	<u>3</u>	<u>8 (3%)</u>	<u>266</u>
Fire Setting (10)	<u>264</u>	<u>1</u>	<u>265 (100%)</u>	<u>1</u>	<u>0</u>	<u>1 (0%)</u>	<u>266</u>
Sanction Seeking Behavior	<u>194</u>	<u>52</u>	<u>246 (92%)</u>	<u>16</u>	<u>4</u>	<u>20 (8%)</u>	<u>266</u>
High Risk Sexual Activity	<u>251</u>	<u>11</u>	<u>262 (98%)</u>	<u>3</u>	<u>1</u>	<u>4 (2%)</u>	<u>266</u>
Sexual Exploitation	<u>258</u>	<u>6</u>	<u>264 (99%)</u>	<u>1</u>	<u>1</u>	<u>2 (1%)</u>	<u>266</u>

Alameda County CANS/ANSA: Saved and Named Reports

October 18, 2016

Report	Description	Parameters
Expected Assessments	Show expected assessments counts and percentages completed	<ul style="list-style-type: none">▪ Sliding Date Range▪ Start Date▪ End Date▪ Aggregate Assessors Reporting Units▪ Aggregate RU▪ Assessment Status(es)
Data Counts	List number of clients, assessments and episodes	<ul style="list-style-type: none">▪ Sliding Date Range▪ Start Date▪ End Date▪ Instruments▪ Reporting Units▪ Tags
Count Assessment by RU	Show the number of assessments in each Organization Unit. This report also lists totals for each Reporting Unit.	<ul style="list-style-type: none">▪ Instruments▪ Client Status▪ Reporting Units
Count Clients by RU	Show the number of clients in each Organization Unit. This report also lists totals for each Reporting Unit.	<ul style="list-style-type: none">▪ Client Status▪ Reporting Units

CANS/ANSA Data Counts Expected Assessment Summary

Data Source: DWH

Period: 9/18/2016to10/18/2016

Assessment Submitted, Approved

Statuses:

RU(s): OAKLAND MHS CHILD (01082)

EDEN MHS CHILD (01122)

TRI-CITY MHS CHILD (01222)

VALLEY MHS CHILD (01322)

ALAMEDA MHS CHILD (01522)

[All RUs](#)

% Initial Completed	% Update Completed	%Discharge Completed	% Total Completed
27% (11/41)	14% (27/190)	63% (20/32)	22% (58/263)

Data Summary

RU(s): EARLY CHILD CONSLT & TRMNT MHS (81692)

Data Source: Transactional, DWH

Period: 7/1/2015to6/30/2016

Instrument: alameda_cans_0_to_5

	Total Clients		Clients W/O Assessment	Transactional Database			DWH Assessments
	Assessments	Episodes		Assessments not in Episode	Empty Episodes		
EARLY CHILD CONSLT & TRMNT MHS (81692)	46	51	15	1	22	46	
EARLY CHILD CONSLT & TRMNT MHS (81692)	46	51	15	1	22	46	
EARLY CHILD CONSLT & TRMNT MHS (81692)	46	51	15	1	22	46	

Clients count by RU

	Number of Clients
A BETTER WAY ALAMEDA SCH MH CH (01LL1)	28
A BETTER WAY EPSDT MHS CHILD (01KA1)	19
A BETTER WAY IN HOME MHS CHILD (81944)	97
A BETTER WAY MHS CHILD (81941)	18
A BETTER WAY POST ADOPT MHS CH (81942)	37
A BETTER WAY SART 0-5 MHS CHLD (81947)	112
Total	311

Number of assessments by RU

	Number of Assessments
Alameda Family Services (ALAMEDAFAM)	
CANS 0 to 5	0
CANS 6 to 17	0
ANSA-T	0
ALAMEDA FAM SV APC LVLIII CH (01C42)	
CANS 0 to 5	0
CANS 6 to 17	13
ANSA-T	1
ALAMEDA FAM ISLAND HIGH MHS CH (01IM1)	
CANS 0 to 5	0
CANS 6 to 17	0
ANSA-T	0
ALAMEDA FAM SRV ENCINAL MHS CH (01JJ1)	
CANS 0 to 5	0
CANS 6 to 17	47
ANSA-T	5
ALAMEDA FAM SRV ALMHISCH MH CH (01KJ1)	
CANS 0 to 5	0
CANS 6 to 17	43
ANSA-T	4
ALAMEDA FAM SRV RBRDGES MH CHD (01KK1)	
CANS 0 to 5	0
CANS 6 to 17	58
ANSA-T	0
ALAMEDA FAM SRV LVLIII MHS CH (812111)	
CANS 0 to 5	0
CANS 6 to 17	25
ANSA-T	0
ALAMEDA FAM SRV PROB YOUTH MHS (812113)	
CANS 0 to 5	0
CANS 6 to 17	5
ANSA-T	2
ALAMEDA FAM SRV EARLY CH MHS (812114)	
CANS 0 to 5	10
CANS 6 to 17	1
ANSA-T	0
ALAMEDA FAMILY SRV CEC MHS CH (81212)	
CANS 0 to 5	0
CANS 6 to 17	21
ANSA-T	0
ALAMEDA FAM SV APC LVLIII AD (01C41)	
CANS 0 to 5	0
CANS 6 to 17	0
ANSA-T	0
ALAMEDA FAM SRV LVLIII MHS ADL (812110)	
CANS 0 to 5	0

	Number of Assessments
ALAMEDA FAM SRV LVLIII MHS ADL (812110)	
CANS 6 to 17	0
ANSA-T	0
ALAMEDA FAM COM LRNG SCH MH CH (01IM2)	
CANS 0 to 5	0
CANS 6 to 17	4
ANSA-T	2
ALAMEDA FAM SRV ISLAND HIGH CH (01NK1)	
CANS 0 to 5	0
CANS 6 to 17	22
ANSA-T	0
Total	263